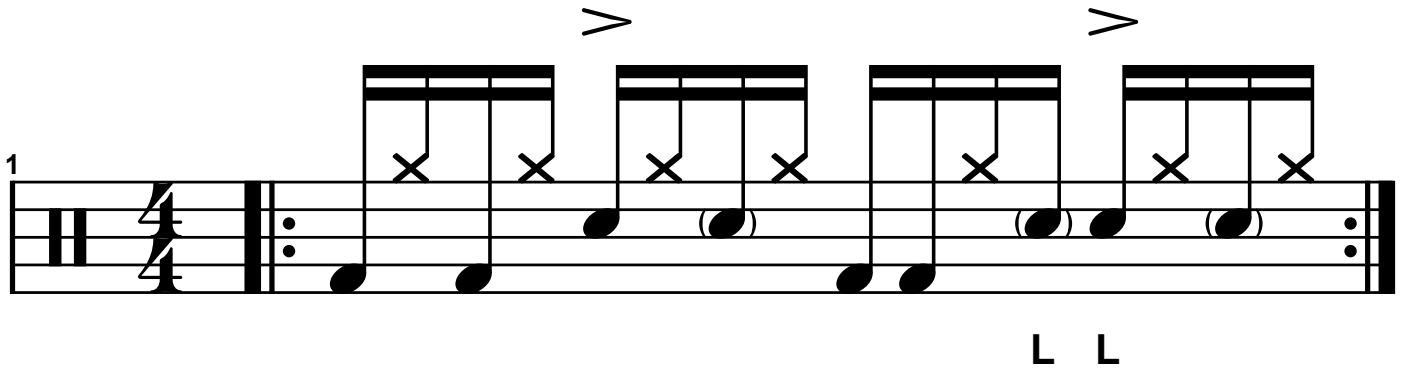


Linear and Step Hi Hat Ghost Note Grooves

Written by Shaun Ludlow

♩ = 60 - 80 (Slow) 80 - 100 (Medium) 100+ (Fast)


1



Linear and Step Hi Hat Ghost Note Groove 1

This groove is in 4/4 time. The bass line consists of quarter notes: G2, A2, B2, C3, D3, E3, F3, G3. The hi-hat pattern features four groups of eighth notes, each marked with an accent (>). The first group is G4, A4, B4. The second group is G4, A4, B4, C5. The third group is G4, A4, B4, C5. The fourth group is G4, A4, B4, C5. The first and third groups have an 'x' over the first eighth note, and the second and fourth groups have an 'x' over the second eighth note. The letters 'L L' are written below the second and fourth groups.


2



Linear and Step Hi Hat Ghost Note Groove 2

This groove is in 4/4 time. The bass line consists of quarter notes: G2, A2, B2, C3, D3, E3, F3, G3. The hi-hat pattern features four groups of eighth notes, each marked with an accent (>). The first group is G4, A4, B4, C5. The second group is G4, A4, B4, C5. The third group is G4, A4, B4, C5. The fourth group is G4, A4, B4, C5. The first and third groups have an 'x' over the second eighth note, and the second and fourth groups have an 'x' over the first eighth note.


3



Linear and Step Hi Hat Ghost Note Groove 3

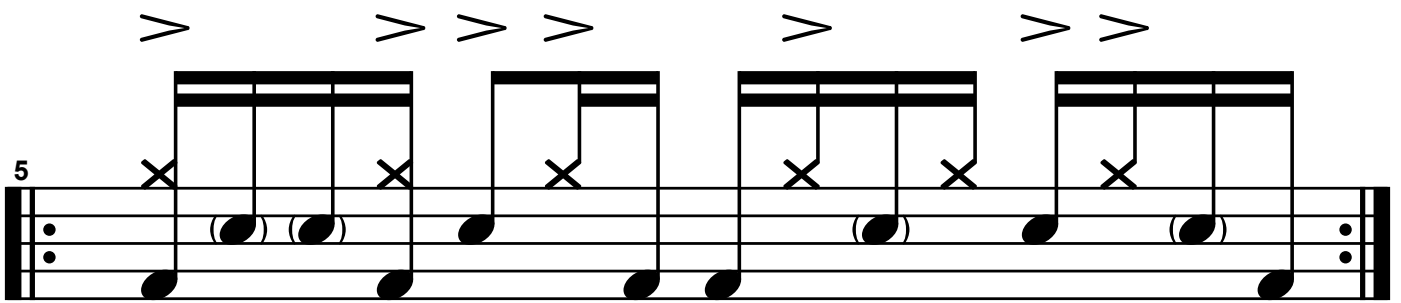
This groove is in 4/4 time. The bass line consists of quarter notes: G2, A2, B2, C3, D3, E3, F3, G3. The hi-hat pattern features four groups of eighth notes, each marked with an accent (>). The first group is G4, A4, B4, C5. The second group is G4, A4, B4, C5. The third group is G4, A4, B4, C5. The fourth group is G4, A4, B4, C5. The first and third groups have an 'x' over the first eighth note, and the second and fourth groups have an 'x' over the second eighth note.

4




Exercise 4: A four-measure drum pattern. The first measure has two eighth notes on the snare with 'x' marks above them. The second measure has a quarter note on the snare with an accent (>) above it, followed by a quarter rest. The third measure has a quarter note on the snare with an accent (>) above it, followed by a quarter rest. The fourth measure has a quarter note on the snare with an accent (>) above it, followed by a quarter rest. The bass drum plays a steady quarter-note pattern throughout.

5



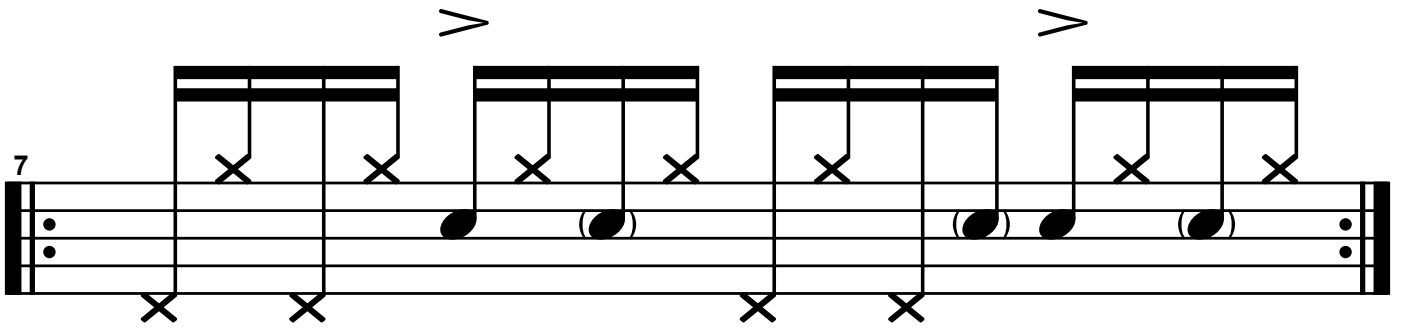
Exercise 5: A four-measure drum pattern. The first measure has a quarter note on the snare with an accent (>) above it, followed by a quarter rest. The second measure has a quarter note on the snare with an accent (>) above it, followed by a quarter rest. The third measure has a quarter note on the snare with an accent (>) above it, followed by a quarter rest. The fourth measure has a quarter note on the snare with an accent (>) above it, followed by a quarter rest. The bass drum plays a steady quarter-note pattern throughout.

6




Exercise 6: A four-measure drum pattern. The first measure has a quarter note on the snare with an accent (>) above it, followed by a quarter rest. The second measure has a quarter note on the snare with an accent (>) above it, followed by a quarter rest. The third measure has a quarter note on the snare with an accent (>) above it, followed by a quarter rest. The fourth measure has a quarter note on the snare with an accent (>) above it, followed by a quarter rest. The bass drum plays a steady quarter-note pattern throughout.

7




Musical notation for exercise 7, consisting of two staves. The top staff has four groups of notes, each with a > accent above it. The bottom staff has 'x' marks under the first and second notes of each group, and circled notes under the third and fourth notes of each group.

8



Musical notation for exercise 8, consisting of two staves. The top staff has four groups of notes, each with a > accent above it. The bottom staff has 'x' marks under the first and third notes of each group, and circled notes under the second and fourth notes of each group.

9



Musical notation for exercise 9, consisting of two staves. The top staff has four groups of notes, each with a > accent above it. The bottom staff has 'x' marks under the first and third notes of each group, and circled notes under the second and fourth notes of each group.