


Advanced Ghost Note Grooves

Written by Shaun Ludlow

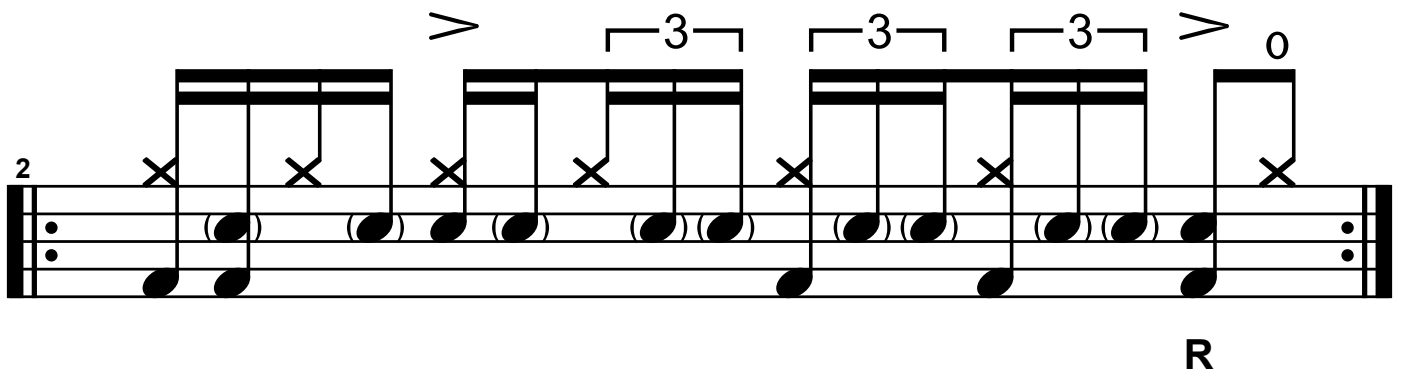
♩ = 60 - 80 (Slow) 80 - 100 (Medium) 100+ (Fast)

1



Musical notation for groove 1, 4/4 time signature. It consists of four measures. Each measure features a ghost note (marked with an 'x') on the snare drum and a triplet of eighth notes on the kick drum. Above each triplet is a '0' and an accent (>). The first measure has a quarter note on the snare, the second has an eighth note, the third has a quarter note, and the fourth has an eighth note. The kick drum pattern is consistent across all measures.

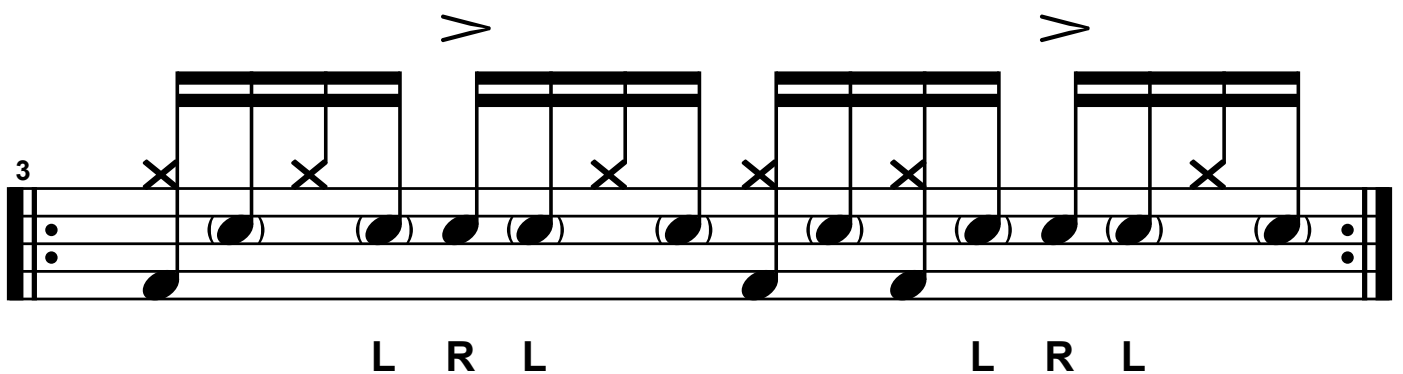
2



Musical notation for groove 2, 4/4 time signature. It consists of five measures. The first four measures feature a ghost note (marked with an 'x') on the snare drum and a triplet of eighth notes on the kick drum. Above each triplet is an accent (>) and a '3'. The fifth measure features a ghost note (marked with an 'x') on the snare drum and a single eighth note on the kick drum, with an accent (>) and a '0' above it. The snare drum pattern is consistent across all measures.

R

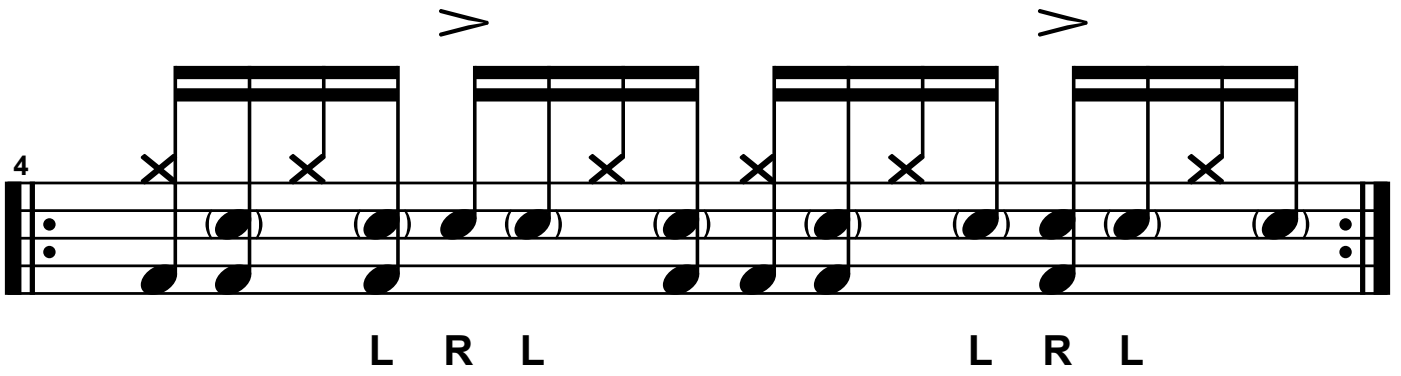
3



Musical notation for groove 3, 4/4 time signature. It consists of four measures. Each measure features a ghost note (marked with an 'x') on the snare drum and a triplet of eighth notes on the kick drum. Above each triplet is an accent (>). The snare drum pattern is consistent across all measures.

L R L L R L

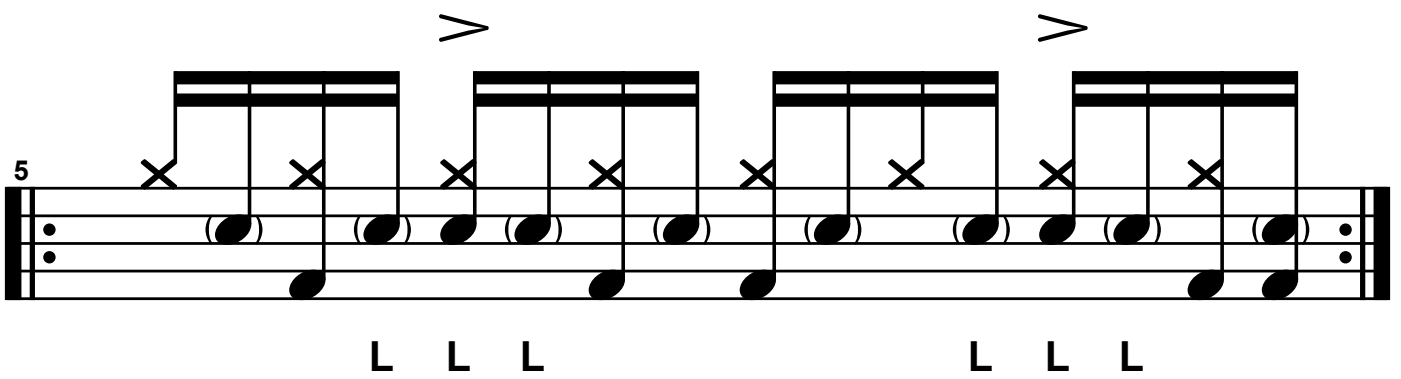
4



L R L L R L

Exercise 4: A 4-measure drum pattern on a five-line staff. The first two measures are marked with a > above them. The pattern consists of eighth notes on the bottom line and quarter notes on the second line. The notes are: (X) on the first line, (X) on the second line, (●) on the third line, (●) on the fourth line, (●) on the fifth line, (●) on the first line, (●) on the second line, (●) on the third line, (●) on the fourth line, (●) on the fifth line, (●) on the first line, (●) on the second line, (●) on the third line, (●) on the fourth line, (●) on the fifth line. The letters L and R are placed below the notes to indicate the hand used for each stroke.

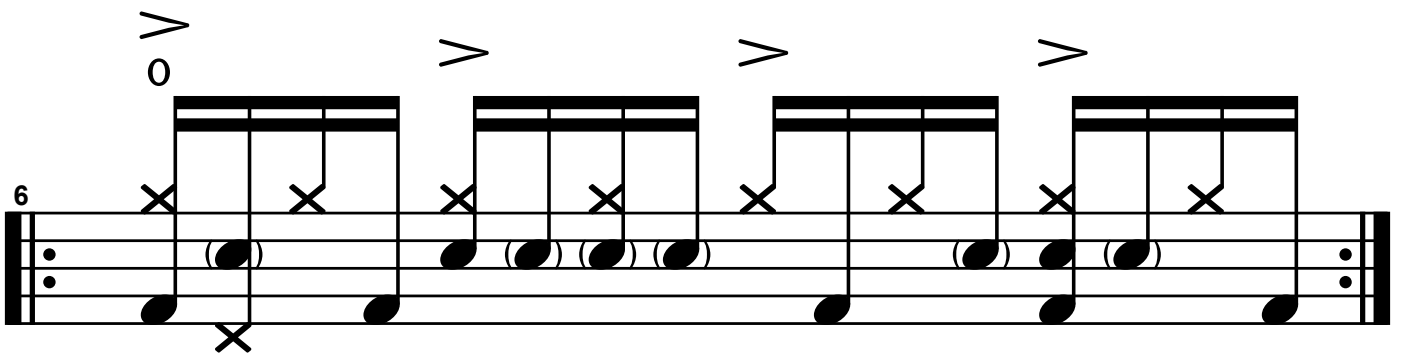
5



L L L L L L

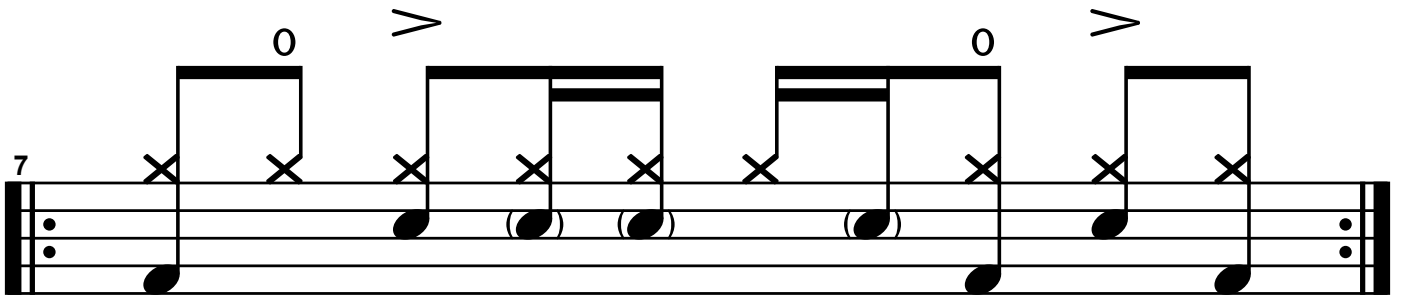
Exercise 5: A 4-measure drum pattern on a five-line staff. The first two measures are marked with a > above them. The pattern consists of eighth notes on the bottom line and quarter notes on the second line. The notes are: (X) on the first line, (X) on the second line, (●) on the third line, (●) on the fourth line, (●) on the fifth line, (●) on the first line, (●) on the second line, (●) on the third line, (●) on the fourth line, (●) on the fifth line, (●) on the first line, (●) on the second line, (●) on the third line, (●) on the fourth line, (●) on the fifth line. The letters L are placed below the notes to indicate the hand used for each stroke.

6




Exercise 6: A 4-measure drum pattern on a five-line staff. The first measure is marked with a > above it and an 'o' below it. The pattern consists of eighth notes on the bottom line and quarter notes on the second line. The notes are: (X) on the first line, (X) on the second line, (●) on the third line, (●) on the fourth line, (●) on the fifth line, (X) on the first line, (●) on the second line, (●) on the third line, (●) on the fourth line, (●) on the fifth line, (●) on the first line, (●) on the second line, (●) on the third line, (●) on the fourth line, (●) on the fifth line. The letters L and R are placed below the notes to indicate the hand used for each stroke.

7




Musical notation for measure 7, featuring a sequence of notes and rests on a five-line staff. The notes are quarter notes on the second line (G4), second space (A4), and third line (B4). The rests are quarter notes on the first space (F4) and first line (E4). The sequence is: G4 (marked with '0'), F4 (marked with 'V'), A4 (marked with '0'), B4 (marked with 'V'), G4 (marked with '0'), F4 (marked with 'V'), A4 (marked with '0'), B4 (marked with 'V').

8



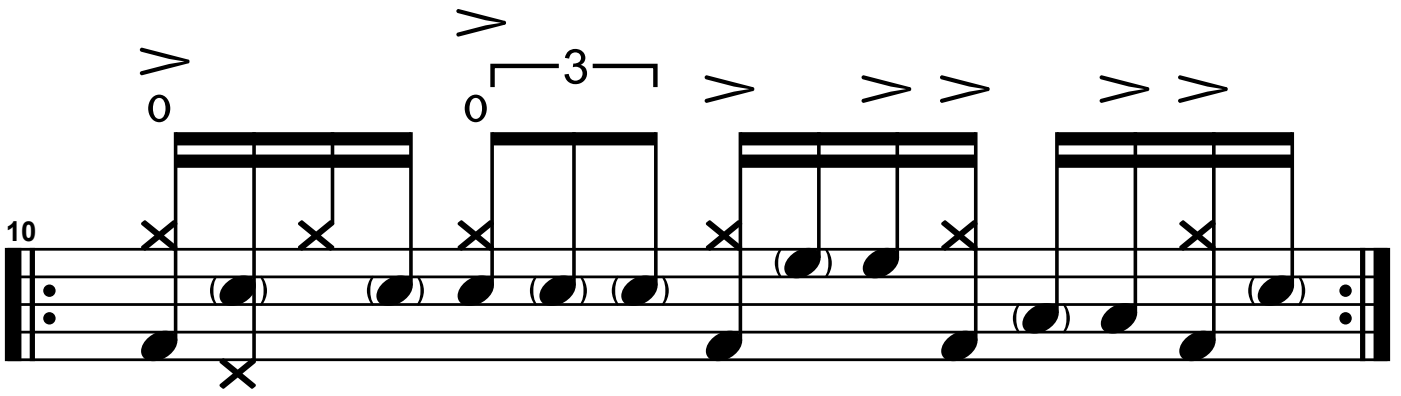
Musical notation for measure 8, featuring a sequence of notes and rests on a five-line staff. The notes are quarter notes on the second line (G4), second space (A4), and third line (B4). The rests are quarter notes on the first space (F4) and first line (E4). The sequence is: G4 (marked with '0'), F4 (marked with 'V'), A4 (marked with '0'), B4 (marked with 'V'), G4 (marked with '0'), F4 (marked with 'V'), A4 (marked with '0'), B4 (marked with 'V').

9




Musical notation for measure 9, featuring a sequence of notes and rests on a five-line staff. The notes are quarter notes on the second line (G4), second space (A4), and third line (B4). The rests are quarter notes on the first space (F4) and first line (E4). The sequence is: G4 (marked with '0'), F4 (marked with 'V'), A4 (marked with '0'), B4 (marked with 'V'), G4 (marked with '0'), F4 (marked with 'V'), A4 (marked with '0'), B4 (marked with 'V').

10



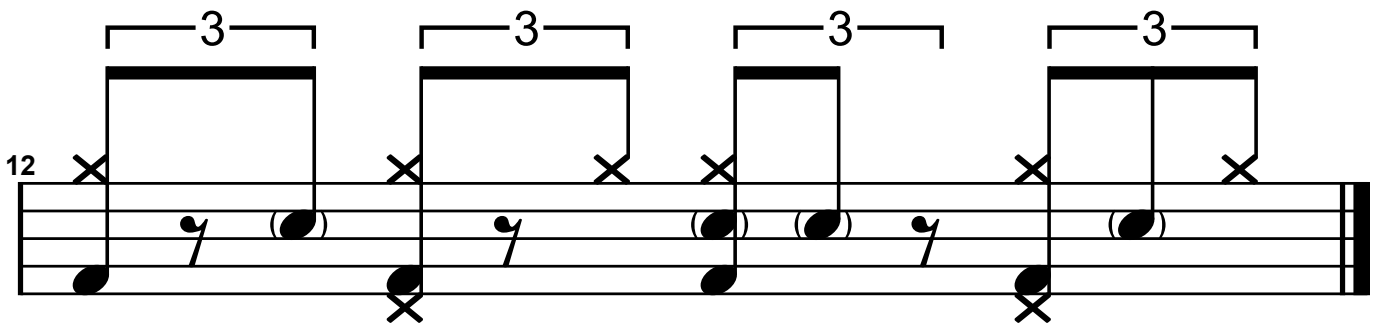
Musical notation for exercise 10, consisting of two staves. The top staff features four groups of notes, each with an accent (>) above it. The first group has an 'o' above the accent. The second group has a '3' above it, indicating a triplet. The bottom staff shows the corresponding notes, with 'x' marks below the first and third notes of each group, and parentheses around the notes in the second and fourth groups.

11



Musical notation for exercise 11, consisting of two staves. The top staff features four groups of notes, each with an accent (>) above it. The bottom staff shows the corresponding notes, with 'x' marks below the first and third notes of each group, and parentheses around the notes in the second and fourth groups.

12



Musical notation for exercise 12, consisting of two staves. The top staff features four groups of notes, each with a '3' above it, indicating a triplet. The bottom staff shows the corresponding notes, with 'x' marks below the first and third notes of each group, and 'y' marks below the notes in the second and fourth groups.